

SANWARIA — SCAFFOLDING —



OUR MISSION

We have facility to produce advance work various industrial applications based on specially developed technology are also ready.

OUR VISION

Complete account of work system, and expound the actual teachings of the truth must explain to you how this mistaken idea praising.

OUR QUALITY POLICY

- ☐ Our commitment towards use of only ISI & BS standard raw material allows us to our resources at its optimum level so that the waste created can be kept at low level and maintain our environment healthy.
- ☐ All of our final product undergo a strict inspection by our qualified professionals before providing delivery on time. Check Thought various parameters of quality control, finishing, sharpness, to make over products for complete satisfaction of over costumers demand...

**LOOKING
FOR
SCAFFOLDING
SOLUTION
FOR YOUR
COMPANY?**




CUPLOCK SYSTEM

■ CUPLOCK STANDARD / VERTICAL

Technical Specifications

Std. Length Available (In Mtr.)	App. Theoretical Weight
3.00	13.00 Kg.
2.50	11.00 Kg.
2.00	9.00 Kg.
1.50	7.00 Kg.
1.00	5.00 Kg.



■ CUPLOCK LEDGER / HORIZONTAL

Technical Specifications

Std. Length Available (In Mtr.)	App. Theoretical Weight
1450	5.00 Kg.
1150	4.00 Kg.
0.950	3.50 Kg.



Steel Chali	Weight
6"x18"	15.kg



■ SPIGOT



■ SCAFFOLDING PIPE



ADJUSTABLE STRIRRUP HEAD

ADJUSTABLE STRIRRUP HEAD

Std. Length Available (In Mtr.)

U Jack Solid	Weight
14"	3 Kg
18"	3.2 Kg
22"	3.5 Kg



Shuttering Channel	Weight
8ft	22 Kg
9ft	23 Kg
10ft	24 Kg



ADJUSTABLE TELESCOPIC PROPS

ADJUSTABLE TELESCOPIC PROPS

Technical Specifications

Prop Jack	Weight
2x2m	17 Kg
2x3m	21 Kg




ADJUSTABLE BASE JACK

ADJUSTABLE BASE JACK Technical Specifications

Base Jack Solid	Weight
14"	3 Kg
18"	3.2 Kg
22"	3.5 Kg



Steel Plate	Weight
3x1"	11 Kg
3x9"	14 Kg
3x18"	15 Kg
3x2"	21.5 Kg



ACCESSORIES



Bottom Cup



Top Cup




Ledger Blade



Prop Sleeve



Prop Nut



U Head



Fork Head with pipe



Go Go Nut



jack-nut



Wedge And key



Base Plate




Locking Pin

SCAFFOLDINGS AND FITTINGS

Pressed Steel Couplers (BS Standard)



Double Coupler



Sleeve Coupler



Swivel Coupler



Joint Pin



Garve Loc Coupler
(Grider Clamp)



Half Coupler



Single Coupler
(Put Log)



Universal Coupler



Parallel Fence
Coupler



Board Retaining
coupler



Single Clamp



Ladder Clamp

DROP FORGED COUPLERS

(BS Standard)



Board Retaining
coupler



Swivel Coupler



Half Coupler



Double coupler



Single coupler
(Put Log)



Gravel Loc Coupler
(Beam Clamp) Swivel



Beam Clamp



Rapid Clamp



Head Office / Work Address

32/9, Block-A, Saraswati Enclave Gurugram

E : sanwariascaffolding@gmail.com, sanwariamarketinghead@gmail.com

M : 9811410142, 9899738055, 9220508055